



EDUCATIONAL TOOLS, METHODS THAT ENABLE THE SOCIALIZATION OF STUDENTS WITH SEN

SIGITA INDRIEKIENĖ, TEACHER, TEACHER CONSULTANT, 2022

COMMON TASKS IN MODERN SOCIETY

- to reveal and develop the potential of each student's abilities and aspirations;
- provide knowledge and skills, according to the child's abilities, that help socialization and be active in personal and community life.

Developing social skills and abilities are as important as developing knowledge and skills if we want that child would be a member of society.

DEVELOPMENT OF SOCIAL SKILLS

It is necessary for the child to learn to behave and adapt in to different situations.

Children are taught to initiate interaction with another child, make friends and their communication skills are developed.

Required to achieve, that a student who is behaving negatively acquired skills necessary to avoid conflicts with peers and adults.

ROLE OF THE TEACHER

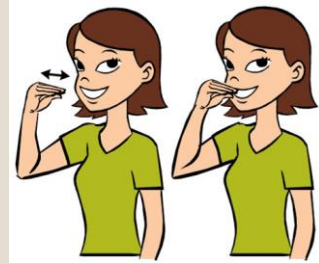
- The teacher, in cooperation with parents (guardians, caretakers), educational support specialists and considering children's SEN, proposals and recommendations of the school's child welfare commission, individualizes and differentiates education, chooses the most suitable educational methods, ways and tools of teaching, adapts the educational environment.
- The teacher applies various methods of conflict resolution, positive tools of behavior management, involves the student in the planned activity, which boosts his self-esteem.

ALTERNATIVE COMMUNICATION

- This is one of the ways that the child could communicate at least minimally and express himself properly (ask, answer, express thoughts, wishes, needs...) when is it difficult for a child to express himself verbally.
- If the child cannot express himself in spoken language, to communicate and others do not understand what the child wants it can cause negative emotions of the child, problematic or aggressive behavior, which causes greater difficulties in growing and learning.
- By choosing the most suitable alternative communication it is very important to pay attention to the child's abilities (level of language comprehension, development of speaking skills, visual perception, fine motor skills, imitative abilities, etc.).

ALTERNATIVE COMMUNICATION IS DIVIDED INTO SEVERAL SYSTEMS:


- Gesture systems.



- Electronic systems. LingoLT is an alternative communication application that gives children and adults the opportunity to express their thoughts in a human voice.



- Symbol systems.



PECS books

ALTERNATIVE COMMUNICATION HELPS

- learn to communicate with the surrounding world faster;
- keep the child's attention longer;
- when children see their activities visually, what and when to do, it them worry less, they become calmer;
- give clarity to communication;
- encourage the child to act and choose;
- to start putting sentences together, expand vocabulary.

COMMUNICATORS. DIVERSITY OF COMMUNICATORS



SUPER talker



Go Talk Express 32





Quick Talker

TABLES FOR COMMUNICATORS

Cut it 	Mix it 	Cook it 
--	--	---

butter 	Plain flour 
--	---

rhubarb 	Caster sugar 
--	---



aš noriu 	ačiū 	nenoriu 
--	---	--



į tualetą 	būti vienas 	gerti 
---	--	--

piešti 	dėlionės 	sėdėti 
--	---	---

valgyti 	skaičiuoti 	keisti rūbus 
--	--	--

I want 	Stop 	I need help 
---	---	--

cut it 	fold it 
---	--

paint it 	stick it 
--	--



Little MACK



Go Talk Go

TOY / DEVICE JACK

- With the help of the Little MACK communicator is possible operate a battery-operated or electrically operated toy or appliance, allowing you to pair voice output with activities. For example, you record a voice message in the communicator: "A hen dances". Then we connect the communicator to the spec. toy (hen), when activated communicator, plays music and makes the chicken dance.
- In this way, a disabled person can turn on/off the radio, the fan that cools the room, etc.
- This enables a student with a severe movement and posture disorder to be enabled, which increases the child's self-esteem and self-confidence.



VISUALIZATION IN THE CLASSROOM (1)

- **Visual presentation of behavior modification information (rules).** These rules are informative visual aids arranged in a class to remind them of the necessity of self-regulation, would discourage inappropriate behavior.



VISUALIZATION IN THE CLASSROOM (2)

- **Communication board**, on the wall in the classroom.



VISUALIZATION IN THE CLASSROOM (3)

- **Visual agenda**, that children understand more clearly and quickly and would know the schedule sequence.



VISUALIZATION IN THE CLASSROOM (4)

- **Visual presentation of the task.** The stages of one task or activity are presented in pictures.



SOCIAL STORIES (RULES OF SOCIAL BEHAVIOR) (1)

- It is a story that describes a situation, concept or skill.
- The purpose is to share accurate social information in a way that is meaningful to the student.
- Social stories should start building then when behavior problems arise related to the social environment.



SOCIAL STORIES (2)

Social stories are made to change a child's inappropriate behavior or to further establish his proper conduct.

For example, it is very difficult for a child to wait for other children to eat. Then a social story is created which reflects what is expected of the child, i.e., he will sit and wait for others to eat.



VAIKAI



MOKYKLOJE



VALGO



VAIKAI



SĖDI

IR



VALGO



SĖDI

IR



VALGO



LAUKIA

, KOL



PAVALGYS




VAIKAI.



ŠAUNUOLIS

HOW DO I WRITE A SOCIAL STORY?


- Use language that is appropriate for the child.
- One concept/issue per story.
- Highlight the relevant details.
- May include illustrations, PCS, photographs.
- Use “most”, “sometimes” to qualify situations so that they are true.



Sometimes my friends are playing a game without me.



I want to play too but I shouldn't just go and start playing.



I can walk over and ask, "Can I play too?" I need to wait for them to answer.



If they say yes - I say "thanks" and start playing. If they say no - I say "no problem, maybe next time."



My friends are happy when I ask if I can play. We can have fun!

KAIP ELGTIS VIEŠAJAME TRANSPORTE

18

Viešajame transporte:

- Pažymėk kelionės bilietą ar elektroninį bilietą.



- Jei yra laisvų sėdimų vietų – atsisėsk.




- Jei nėra laisvų sėdimų vietų, stovėk laikydamasis už turėklų.



- Netriukšmauk, nesistumdyk.



- Užleisk sėdimą vietą vyresniems žmonėms.



EXERCISE BOOKS AND CARD SETS(1)

ELGESYS SKIRTINGOJE APLINKOJE

19

Koncerte galima sėdėti , žiūrėti ,

klaustyti , ploti .

Kine galima sėdėti , žiūrėti ,

klaustyti .

Šventėje galima dainuoti ,

žaisti , šokti .

Pamokoje galima kelti ranką ,

rašyti , skaityti , kalbėti ,

klaustyti .

EXERCISE BOOKS AND CARD SETS (2)

- Communication and Etiquette
- Special occasions
- I count at home and outside
- What is it?
- I count and buy
- Household and its management
- I want to talk and communicate
- Behavior and safety in public places.

PROMOTING POSITIVE BEHAVIOR BY USING REINFORCEMENT WHEN A CHILD BEHAVES POSITIVELY

- **Social reinforcement-** it is a method that includes not isolating the child from other children and supporting him positively (by verbal praise, a smile, an approving look, a nod, a click of the hand, etc.)
- **A strong hug-** to reduces anxiety.
- **Activity (active) reinforcement.** For good behavior, the child is allowed to do activities he likes.
- **Reinforcement with rewards.** For good behavior, the student receives rewards: a stamp in the notebook, a small sweet and etc.

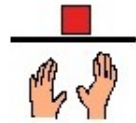
A TASK - TO CREATE A SOCIAL STORY

CREATE SOCIAL STORIES WHICH WOULD HELP CHILDREN LEARN APPROPRIATE BEHAVIOR

1. To ask for the thing with child want. Do not grab.
2. Do not run, do not fight, do not throw things when you are in the shop.
3. How to use a handkerchief.



BOY




WANT



BALL



BOY



SAY



GIVE



BALL



PLEASE



BOY



READY




SOMETIMES I GO IN SHOP WITH FAMILY.



SOMETIMES I RUN.



SOMETIMES I BROKE



I HAVE

SAY



MOTHER THAT I




SAD.



MOTHER WILL BE HAPPY



IF I



SAY:

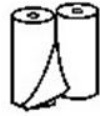


I WANT

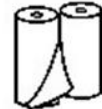
GO





HOME.



HANDKERCHIEF USE WHEN COUGH , SNEEZE .




RUNNY NOSE NEED BLOW OR CLEAN WITH HANDKERCHIEF .



NOSEBLEEDS NEED CLEAN WITH HANDKERCHIEF .





Thanks for your attention!